


4657 m.

GRAN PREMI MONSTER ENERGY DE CATALUNYA

Free Practice Nr. 3

Classification

10

		Rider	Nation	Team	Motorcycle	Time	Lap Total	Gap	Top Speed
1	21	Franco MORBIDELLI	ITA	Petronas Yamaha SRT	YAMAHA	1'38.929	17 17		340.6
2	20	Fabio QUARTARARO	FRA	Monster Energy Yamaha MotoGP	YAMAHA	1'38.975	13 19	0.046 0.046	343.9
3	88	Miguel OLIVEIRA	POR	Red Bull KTM Factory Racing	KTM	1'39.051	18 19	0.122 0.076	350.6
4	63	Francesco BAGNAIA	ITA	Ducati Lenovo Team	DUCATI	1'39.073	18 18	0.144 0.022	351.7
5	41	Aleix ESPARGARO	SPA	Aprilia Racing Team Gresini	APRILIA	1'39.079	18 18	0.150 0.006	347.2
6	33	Brad BINDER	RSA	Red Bull KTM Factory Racing	KTM	1'39.166	19 19	0.237 0.087	348.3
7	12	Maverick VIÑALES	SPA	Monster Energy Yamaha MotoGP	YAMAHA	1'39.282	20 20	0.353 0.116	342.8
8	36	Joan MIR	SPA	Team SUZUKI ECSTAR	SUZUKI	1'39.324	17 19	0.395 0.042	343.9
9	46	Valentino ROSSI	ITA	Petronas Yamaha SRT	YAMAHA	1'39.426	21 21	0.497 0.102	343.9
10	43	Jack MILLER	AUS	Ducati Lenovo Team	DUCATI	1'39.495	18 18	0.566 0.069	351.7
11	30	Takaaki NAKAGAMI	JPN	LCR Honda IDEMITSU	HONDA	1'39.498	12 18	0.569 0.003	346.1
12	44	Poi ESPARGARO	SPA	Repsol Honda Team	HONDA	1'39.519	19 19	0.590 0.021	346.1
13	9	Danilo PETRUCCI	ITA	Tech 3 KTM Factory Racing	KTM	1'39.689	19 19	0.760 0.170	342.8
14	93	Marc MARQUEZ	SPA	Repsol Honda Team	HONDA	1'39.701	20 20	0.772 0.012	348.3
15	5	Johann ZARCO	FRA	Pramac Racing	DUCATI	1'39.760	20 20	0.831 0.059	352.9
16	89	Jorge MARTIN	SPA	Pramac Racing	DUCATI	1'39.816	15 15	0.887 0.056	352.9
17	27	Iker LECUONA	SPA	Tech 3 KTM Factory Racing	KTM	1'39.918	19 21	0.989 0.102	347.2
18	73	Alex MARQUEZ	SPA	LCR Honda CASTROL	HONDA	1'39.928	21 21	0.999 0.010	345.0
19	10	Luca MARINI	ITA	SKY VR46 Avintia	DUCATI	1'40.075	15 20	1.146 0.147	345.0
20	23	Enea BASTIANINI	ITA	Avintia Esponsorama	DUCATI	1'40.743	3 16	1.814 0.668	347.2
21	32	Lorenzo SAVADORI	ITA	Aprilia Racing Team Gresini	APRILIA	1'41.180	2 13	2.251 0.437	342.8

Practice condition: **Dry**Air: **28°**Humidity: **41%**Ground: **36°**

Fastest Lap:	Lap: 17	Franco MORBIDELLI	1'38.929	169.4 Km/h
Best Race Lap:		New track layout		
All Time Lap Record:	2021	Franco MORBIDELLI	1'38.929	169.4 Km/h

The results are provisional until the end of the limit for protest and appeals.

Time limit for protest expires 30' after publication of the results - Time:

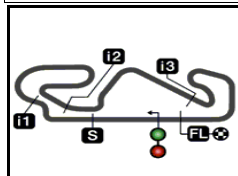
These data/results cannot be reproduced, stored and/or transmitted in whole or in part by any manner of electronic, mechanical, photocopying, recording, broadcasting or otherwise now known or herein after developed without the previous express consent by the copyright owner, except for reproduction in daily press and regular printed publications on sale to the public within 60 days of the event related to those data/results and always provided that copyright symbol appears together as follows below.

© DORNA, 2021

Official MotoGP Timing by **TISSOT**
www.motogp.com

Barcelona, Saturday, June 05, 2021






4657 m.

GRAN PREMI MONSTER ENERGY DE CATALUNYA

Free Practice Nr. 3

Combined Free Practice Times

11

	Rider	Nation	Team	MOTORCYCLE	FP1	FP2	FP3	Gap
1	21 F.MORBIDELLI	ITA	Petronas Yamaha SRT	YAMAHA	1'40.402	5 1'39.256	17 1'38.929	17
2	20 F.QUARTARARO	FRA	Monster Energy Yamaha MotoGP	YAMAHA	1'40.853	5 1'39.401	19 1'38.975	13 0.046 0.046
3	88 M.OLIVEIRA	POR	Red Bull KTM Factory Racing	KTM	1'40.927	7 1'40.096	18 1'39.051	18 0.122 0.076
4	63 F.BAGNAIA	ITA	Ducati Lenovo Team	DUCATI	1'41.085	11 1'39.760	17 1'39.073	18 0.144 0.022
5	41 A.ESPARGARO	SPA	Aprilia Racing Team Gresini	APRILIA	1'40.378	17 1'39.983	18 1'39.079	18 0.150 0.006
6	33 B.BINDER	RSA	Red Bull KTM Factory Racing	KTM	1'41.512	11 1'39.662	16 1'39.166	19 0.237 0.087
7	5 J.ZARCO	FRA	Pramac Racing	DUCATI	1'40.767	10 1'39.235	18 1'39.760	20 0.306 0.069
8	12 M.VIÑALES	SPA	Monster Energy Yamaha MotoGP	YAMAHA	1'40.753	8 1'39.821	18 1'39.282	20 0.353 0.047
9	36 J.MIR	SPA	Team SUZUKI ECSTAR	SUZUKI	1'40.960	5 1'40.150	7 1'39.324	17 0.395 0.042
10	46 V.ROSSI	ITA	Petronas Yamaha SRT	YAMAHA	1'41.267	5 1'40.836	17 1'39.426	21 0.497 0.102
11	43 J.MILLER	AUS	Ducati Lenovo Team	DUCATI	1'40.991	10 1'39.914	19 1'39.495	18 0.566 0.069
12	30 T.NAKAGAMI	JPN	LCR Honda IDEMITSU	HONDA	1'41.134	5 1'40.032	19 1'39.498	12 0.569 0.003
13	44 P.ESPARGARO	SPA	Repsol Honda Team	HONDA	1'40.751	6 1'39.983	18 1'39.519	19 0.590 0.021
14	9 D.PETRUCCI	ITA	Tech 3 KTM Factory Racing	KTM	1'41.254	17 1'40.060	18 1'39.689	19 0.760 0.170
15	93 M.MARQUEZ	SPA	Repsol Honda Team	HONDA	1'41.208	6 1'40.120	4 1'39.701	20 0.772 0.012
16	89 J.MARTIN	SPA	Pramac Racing	DUCATI	1'41.185	15 1'41.243	5 1'39.816	15 0.887 0.115
17	27 I.LECUONA	SPA	Tech 3 KTM Factory Racing	KTM	1'41.357	5 1'40.251	16 1'39.918	19 0.989 0.102
18	73 A.MARQUEZ	SPA	LCR Honda CASTROL	HONDA	1'41.437	4 1'40.690	19 1'39.928	21 0.999 0.010
19	23 E.BASTIANINI	ITA	Avintia Esponsorama	DUCATI	1'41.363	9 1'39.977	16 1'40.743	3 1.048 0.049
20	10 L.MARINI	ITA	SKY VR46 Avintia	DUCATI	1'41.464	11 1'40.094	17 1'40.075	15 1.146 0.098
21	32 L.SAVADORI	ITA	Aprilia Racing Team Gresini	APRILIA	1'41.744	17 1'40.981	4 1'41.180	2 2.052 0.906

Pole Position Record:		New track layout		
Best Race Lap:		New track layout		
All Time Lap Record:	2021	Franco MORBIDELLI	1'38.929	169.4 Km/h

The results are provisional until the end of the limit for protest and appeals.

Time limit for protest expires 60' after publication of the results - Time:

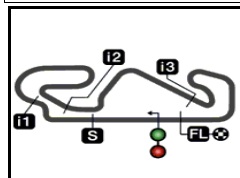
These data/results cannot be reproduced, stored and/or transmitted in whole or in part by any manner of electronic, mechanical, photocopying, recording, broadcasting or otherwise now known or herein after developed without the previous express consent by the copyright owner, except for reproduction in daily press and regular printed publications on sale to the public within 60 days of the event related to those data/results and always provided that copyright symbol appears together as follows below.

© DORNA, 2021

Official MotoGP Timing by TISSOT
www.motogp.com

Barcelona, Saturday, June 05, 2021





4657 m.

GRAN PREMI MONSTER ENERGY DE CATALUNYA**Free Practice Nr. 3****Top Speed & Average****12**

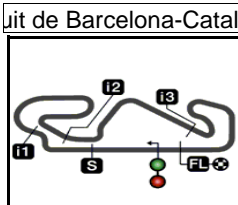
Rider	Nation	Motorcycle	Top 5 speeds					Average	Top
5 Johann ZARCO	FRA	DUCATI	352.9	351.7	349.5	349.5	349.5	350.4	352.9
89 Jorge MARTIN	SPA	DUCATI	352.9	349.5	347.2	345.0	343.9	346.6	352.9
43 Jack MILLER	AUS	DUCATI	351.7	349.5	349.5	348.3	348.3	349.3	351.7
63 Francesco BAGNAIA	ITA	DUCATI	351.7	348.3	347.2	347.2	346.1	347.2	351.7
88 Miguel OLIVEIRA	POR	KTM	350.6	349.5	345.0	345.0	343.9	346.3	350.6
33 Brad BINDER	RSA	KTM	348.3	348.3	348.3	348.3	348.3	348.3	348.3
93 Marc MARQUEZ	SPA	HONDA	348.3	346.1	345.0	345.0	343.9	345.4	348.3
23 Enea BASTIANINI	ITA	DUCATI	347.2	346.1	346.1	342.8	341.7	343.9	347.2
27 Iker LECUONA	SPA	KTM	347.2	342.8	342.8	342.8	342.8	343.4	347.2
41 Aleix ESPARGARO	SPA	APRILIA	347.2	345.0	345.0	345.0	343.9	344.6	347.2
30 Takaaki NAKAGAMI	JPN	HONDA	346.1	346.1	346.1	343.9	343.9	345.0	346.1
44 Po ESPARGARO	SPA	HONDA	346.1	346.1	343.9	343.9	342.8	344.3	346.1
10 Luca MARINI	ITA	DUCATI	345.0	345.0	345.0	343.9	342.8	343.7	345.0
73 Alex MARQUEZ	SPA	HONDA	345.0	345.0	343.9	343.9	343.9	344.3	345.0
20 Fabio QUARTARARO	FRA	YAMAHA	343.9	342.8	342.8	341.7	341.7	342.6	343.9
36 Joan MIR	SPA	SUZUKI	343.9	343.9	342.8	342.8	341.7	342.3	343.9
46 Valentino ROSSI	ITA	YAMAHA	343.9	343.9	343.9	341.7	341.7	343.0	343.9
9 Danilo PETRUCCI	ITA	KTM	342.8	342.8	340.6	340.6	339.6	340.7	342.8
12 Maverick VIÑALES	SPA	YAMAHA	342.8	342.8	341.7	341.7	341.7	341.9	342.8
32 Lorenzo SAVADORI	ITA	APRILIA	342.8	341.7	339.6	339.6	338.5	339.9	342.8
21 Franco MORBIDELLI	ITA	YAMAHA	340.6	340.6	339.6	338.5	338.5	339.2	340.6

These data/results cannot be reproduced, stored and/or transmitted in whole or in part by any manner of electronic, mechanical, photocopying, recording, broadcasting or otherwise now known or herein after developed without the previous express consent by the copyright owner, except for reproduction in daily press and regular printed publications on sale to the public within 60 days of the event related to those data/results and always provided that copyright symbol appears together as follows below.

© DORNA, 2021

Official MotoGP Timing by **TISSOT**
www.motogp.com

**Barcelona, Saturday, June 05, 2021**



4657 m.

GRAN PREMI MONSTER ENERGY DE CATALUNYA

Free Practice Nr. 3

Chronological Analysis of Performances

13

* Lap / Sector time cancelled

T1 Time from finish line to 1st intermediate

T3 Time from 2nd intermed. to 3rd intermed.

P Crossing the finish line in pit lane

T2 Time from 1st intermed. to 2nd intermed.

T4 Time from 3rd intermediate to finish line

**Tyre data subject to further updates

Lap	Lap Time	T1	T2	T3	T4	Speed	Lap	Lap Time	T1	T2	T3	T4	Speed	
1st	21	Franco MORBIDELLI YAMAHA ITA						12	1'39.168	16.947	31.305	20.350	30.566	342.8
		Petronas Yamaha SRT						13	1'38.975	16.767	31.222	20.360	30.626	341.7
		Runs=3 Total laps=17 Full laps=10						14	1'39.298	16.811	31.385	20.357	30.745	342.8
Run # 1	Front Tyre	Slick-Medium	Rear Tyre	Slick-Medium			15	2'01.551 P	17.558*	36.164	24.020	43.809	333.3	
		New Tyre		New Tyre			Run # 3	Front Tyre	Slick-Soft	Rear Tyre	Slick-Soft			
1	2'47.756	22.236	35.263	21.636	32.288	191.8		5 Laps at start					New Tyre	
2	1'43.074	17.578	32.857	21.229	31.410	335.4	16	4'17.864	21.880	33.442	21.068	31.697	152.9	
3	1'40.494	17.261	31.720	20.671	30.842	337.5	17	1'42.719	16.898	31.284	22.285	32.252	343.9	
4	1'40.142 *	17.105	31.597*	20.628	30.812	337.5	18	1'39.075	16.838	31.263	20.373	30.601	341.7	
5	1'40.063	16.970	31.426	20.535	31.132	338.5	19	1'53.566 P	17.184*	33.703*	21.382	41.297	324.3	
6	1'39.851	17.219	31.413	20.484	30.735	335.4	3rd	88	Miguel OLIVEIRA KTM POR					
7	1'39.566	16.988	31.380	20.455	30.743	338.5			Red Bull KTM Factory Racing					
8	1'40.005	17.087	31.493	20.540	30.885	338.5			Runs=4 Total laps=19 Full laps=12					
9	1'57.098 P	17.109	31.598	20.599	47.792	337.5	Run # 1	Front Tyre	Slick-Soft	Rear Tyre	Slick-Medium			
Run # 2	Front Tyre	Slick-Medium	Rear Tyre	Slick-Soft				New Tyre		New Tyre				
		New Tyre		New Tyre			1	2'11.844	20.666	34.654	21.930	31.877	208.4	
10	16'00.092	22.736	34.087	21.307	31.641	136.1	2	1'41.109	17.368	31.991	20.771	30.979	333.3	
11	1'41.366	17.367	32.245	20.809	30.945	332.3	3	1'39.677	16.920	31.580	20.501	30.676	345.0	
12	1'38.997 *	16.878	31.164	20.313	30.642*	338.5	4	1'39.448	16.845	31.493	20.466	30.644	345.0	
13	1'53.848 P	16.803	33.342	21.910	41.793	338.5	5	1'40.110	16.913	31.683	20.601	30.913	332.3	
Run # 3	Front Tyre	Slick-Medium	Rear Tyre	Slick-Soft			6	1'51.036 P	16.931	31.594	20.652*	41.859	338.5	
		New Tyre		New Tyre			Run # 2	Front Tyre	Slick-Soft	Rear Tyre	Slick-Medium			
14	3'16.434	22.124	33.025	20.846	30.893	183.0		6 Laps at start					6 Laps at start	
15	1'39.254	16.950	31.238	20.436	30.630	339.6	7	5'22.587	20.152	33.432	23.365	31.704	218.1	
16	1'41.819	16.812	32.294	21.272	31.441	340.6	8	1'40.273	17.102	31.730	20.560	30.881	342.8	
17	1'38.929	16.831	31.150	20.310	30.638	340.6	9	1'40.191	16.974	31.625	20.557	31.035	341.7	
2nd	20	Fabio QUARTARARO YAMAHA FRA						10	1'40.199	17.009	31.658	20.650	30.882	338.5
		Monster Energy Yamaha MotoGP						11	1'52.813 P	17.117	31.866	20.798	43.032	337.5
		Runs=3 Total laps=19 Full laps=13					Run # 3	Front Tyre	Slick-Medium	Rear Tyre	Slick-Soft			
Run # 1	Front Tyre	Slick-Soft	Rear Tyre	Slick-Medium				New Tyre		New Tyre				
		New Tyre		New Tyre			12	5'38.844	20.123	32.814	21.023	31.062	217.3	
1	3'19.992	21.396	35.473	22.021	32.800	192.1	13	1'39.768	16.982	31.543	20.405	30.838	343.9	
2	1'42.013	17.575	32.267	20.813	31.358	338.5	14	1'39.598	16.881	31.389	20.400	30.928	343.9	
3	1'41.060	17.159	31.864	20.786	31.251	340.6	15	1'59.654 P	19.019	36.865	21.441	42.329	325.3	
4	1'40.629	17.056	31.823	20.663	31.087	340.6	Run # 4	Front Tyre	Slick-Medium	Rear Tyre	Slick-Soft			
5	1'40.573	16.981	31.849	20.620	31.123	340.6		4 Laps at start					New Tyre	
6	1'40.653	17.019	31.837	20.666	31.131	340.6	16	7'04.330	19.009	32.440	20.883	30.917	224.0	
7	1'41.103	17.082	31.815	20.949	31.257	339.6	17	1'42.790	17.051	34.069	20.847	30.823	350.6	
8	1'41.024	17.118	31.843	20.772	31.291	339.6	18	1'39.051	16.742	31.295	20.468	30.546	349.5	
9	1'40.866	17.088	31.892	20.672	31.214	339.6	19	1'39.242	16.787	31.269	20.501	30.685	342.8	
10	2'02.382 P	18.460*	37.289	23.207	43.426	338.5								
Run # 2	Front Tyre	Slick-Soft	Rear Tyre	Slick-Soft										
		New Tyre		New Tyre										
11	8'51.077	19.522	33.344	20.990	31.367	219.9								

Fastest Lap: Franco MORBIDELLI Petronas Yamaha SR ITA **1'38.929** 16.831 31.150 20.310 30.638

These data/results cannot be reproduced, stored and/or transmitted in whole or in part by any manner of electronic, mechanical, photocopying, recording, broadcasting or otherwise now known or herein after developed without the previous express consent by the copyright owner, except for reproduction in daily press and regular printed publications on sale to the public within 60 days of the event related to those data/results and always provided that copyright symbol appears together as follows below.
© DORNA, 2021



Free Practice Nr. 3

MotoGP

Lap	Lap Time	T1	T2	T3	T4	Speed	Lap	Lap Time	T1	T2	T3	T4	Speed
4th	63	Francesco BAGNAIA				DUCATI	ITA						
		Ducati Lenovo Team											
		Runs=3	Total laps=18	Full laps=12									
Run #	1	Front Tyre	Slick-Medium	Rear Tyre	Slick-Medium								
		4 Laps at start			New Tyre								
1	2'19.301	20.888	34.713	22.055	33.376	165.6							
2	1'41.776	17.442	32.151	21.026	31.157	339.6							
3	1'40.321	17.045	31.587	20.725	30.964	348.3							
4	1'41.081	17.223	31.857	20.783	31.218	351.7							
5	1'39.872	16.891	31.570	20.537	30.874	345.0							
6	1'40.135	16.924	31.581	20.725	30.905	346.1							
7	1'40.187	16.938	31.638	20.628	30.983	347.2							
8	1'54.393 P	17.613*	34.026	21.369	41.385	316.7							
Run #	2	Front Tyre	Slick-Medium	Rear Tyre	Slick-Medium								
		12 Laps at start			8 Laps at start								
9	6'57.833	21.616	34.449	21.588	31.522	167.1							
10	1'41.511	17.123	32.146	20.886	31.356	346.1							
11	1'40.845	17.094	31.932	20.714	31.105	345.0							
12	1'40.823	17.025	31.760	20.791	31.247	346.1							
13	1'40.872	17.066	31.820	20.804	31.182	345.0							
14	1'57.628 P	18.246*	35.663	21.933	41.786	341.7							
Run #	3	Front Tyre	Slick-Medium	Rear Tyre	Slick-Soft								
		New Tyre			New Tyre								
15	10'50.093	19.384	33.614	21.555	32.345	223.6							
16	1'39.955	17.075	31.536	20.503	30.841	346.1							
17	1'43.044 *	16.839	33.143*	21.879	31.183	346.1							
18	1'39.073	16.734	31.209	20.445	30.685	347.2							
5th	41	Aleix ESPARGARO				APRILIA	SPA						
		Aprilia Racing Team Gresini											
		Runs=3	Total laps=18	Full laps=11									
Run #	1	Front Tyre	Slick-Medium	Rear Tyre	Slick-Soft								
		4 Laps at start			4 Laps at start								
1	2'28.385	18.988	33.564	21.404	31.827	199.2							
2	1'41.413	17.352	31.945	20.832	31.284	340.6							
3	1'40.804	17.211	31.792	20.635	31.166	342.8							
4	1'40.698 *	17.078	31.744*	20.791	31.085	343.9							
5	1'40.587	17.083	31.674	20.614	31.216	341.7							
6	1'40.752	17.082	31.861	20.583	31.226	345.0							
7	1'40.704	17.119	31.812	20.578	31.195	343.9							
8	1'40.919	17.069	31.822	20.746	31.282	343.9							
9	1'40.805	17.039	31.811	20.748	31.207	343.9							
10	1'56.318 P	17.352	33.525	22.816	42.625	340.6							
Run #	2	Front Tyre	Slick-Medium	Rear Tyre	Slick-Soft								
		New Tyre			New Tyre								
11	8'30.217	19.410	33.944	22.273	32.105	186.2							
12	1'39.948	17.038	31.521	20.420	30.969	345.0							
13	1'39.633	16.865	31.363	20.554	30.851	343.9							
14	2'01.451 P	18.283*	36.947	23.501	42.720	342.8							
Run #	3	Front Tyre	Slick-Medium	Rear Tyre	Slick-Soft								
		4 Laps at start			New Tyre								
15	9'39.894	19.098	32.177	21.231	31.331	198.1							
16	1'45.373 *	16.939	33.022*	22.282	33.130	345.0							
17	1'39.521	16.901	31.362	20.390	30.868	343.9							
18	1'39.079	16.811	31.254	20.341	30.673	347.2							
6th	33	Brad BINDER				KTM	RSA						
		Red Bull KTM Factory Racing											
		Runs=3	Total laps=19	Full laps=13									
Run #	1	Front Tyre	Slick-Medium	Rear Tyre	Slick-Hard								
		4 Laps at start			New Tyre								
1	2'05.552	20.788	34.327	21.530	32.043	202.2							
2	1'41.106	17.339	31.919	20.714	31.134	345.0							
3	1'44.623	17.056	31.558	20.464	35.545	347.2							
4	1'39.965	16.934	31.507	20.608	30.916	347.2							
5	1'40.248	17.005	31.631	20.653	30.959	348.3							
6	1'40.927	16.969	31.584	20.606	31.768	348.3							
7	1'40.294	16.924	31.630	20.706	31.034	348.3							
8	1'40.182	16.947	31.590	20.679	30.966	346.1							
9	1'40.300	16.940	31.701	20.619	31.040	348.3							
10	1'56.595 P	18.600*	34.425	21.464	42.106	346.1							
Run #	2	Front Tyre	Slick-Medium	Rear Tyre	Slick-Soft								
		New Tyre			New Tyre								
11	8'09.203	21.180	32.872	20.996	31.508	155.3							
12	1'40.045	16.913	31.486	20.691	30.955	347.2							
13	1'39.637	16.985	31.370	20.458	30.824	345.0							
14	1'39.759	16.874	31.404	20.564	30.917	345.0							
15	1'58.211 P	18.585*	35.330	21.736	42.560	345.0							
Run #	3	Front Tyre	Slick-Medium	Rear Tyre	Slick-Soft								
		5 Laps at start			New Tyre								
16	7'20.393 *	21.893	32.572	21.036	31.795*	147.1							
17	1'45.502	16.906	31.287	20.364	36.945	346.1							
18	1'42.246 *	16.848	33.100*	21.291	31.007	348.3							
19	1'39.166	16.760	31.283	20.408	30.715	348.3							
7th	12	Maverick VIÑALES				YAMAHA	SPA						
		Monster Energy Yamaha MotoGP											
		Runs=4	Total laps=20	Full laps=11									
Run #	1	Front Tyre	Slick-Soft	Rear Tyre	Slick-Medium								
		New Tyre			New Tyre								
1	2'58.352	19.915	34.133	22.541	32.259	204.5							
2	1'42.208	17.689	32.178	21.072	31.269	334.3							
3	1'40.085	17.118	31.532	20.634	30.801	341.7							
4	1'39.790 *	16.985	31.456*	20.382	30.967	341.7							
5	1'39.883	17.070	31.465	20.507	30.841	341.7							
6	1'39.769	16.951	31.508	20.450	30.860	341.7							
7	1'39.763	17.058	31.418	20.450	30.837	340.6							
8	1'39.851	17.006	31.512	20.516	30.817	340.6							
9	1'40.546 *	16.994	31.509	20.538*	31.505	341.7							
10	1'52.961 P	17.244	31.635	21.779	42.303	340.6							
Run #	2	Front Tyre	Slick-Medium	Rear Tyre	Slick-Medium								
		5 Laps at start			10 Laps at start								
11	6'58.421	18.879	32.650	21.097	31.326	219.9							
12	1'40.251	17.144	31.649	20.588	30.870	340.6							
13	1'49.963 P	17.024	31.550	20.501	40.888	340.6							
Run #	3	Front Tyre	Slick-Medium	Rear Tyre	Slick-Soft								
		New Tyre			New Tyre								
14	5'44.761	18.962	32.815	21.052	31.362	216.8							
15	1'41.334	17.268	32.080	21.009	30.977	339.6							
16	1'39.352	16.833	31.374	20.328	30.817	342.8							
17	1'49.016 P	17.014	31.375	20.506	40.121	341.7							

Fastest Lap: Franco MORBIDELLI Petronas Yamaha SR ITA **1'38.929** 16.831 31.150 20.310 30.638

These data/results cannot be reproduced, stored and/or transmitted in whole or in part by any manner of electronic, mechanical, photocopying, recording, broadcasting or otherwise now known or herein after developed without the previous express consent by the copyright owner, except for reproduction in daily press and regular printed publications on sale to the public within 60 days of the event related to those data/results and always provided that copyright symbol appears together as follows below.
© DORNA, 2021

Official MotoGP Timing by TISSOT
www.motogp.com

Barcelona, Saturday, June 05, 2021

Page 2 of 6



Free Practice Nr. 3

MotoGP

Lap	Lap Time	T1	T2	T3	T4	Speed	Lap	Lap Time	T1	T2	T3	T4	Speed		
Run # 4	Front Tyre Slick-Medium		Rear Tyre Slick-Soft					13	1'55.465	P	17.854	33.734	22.267	41.610	334.3
	4 Laps at start		New Tyre					Run # 3	Front Tyre Slick-Soft		Rear Tyre Slick-Soft				
18	3'30.909	*	18.208	32.649*	20.900	31.163	219.5	New Tyre		New Tyre					
19	1'39.328		16.846	<u>31.358</u>	20.410	<u>30.714</u>	341.7	14	5'01.339		22.013	34.224	21.223	31.448	130.5
20	<u>1'39.282</u>		<u>16.741</u>	31.360	20.360	30.821	342.8	15	1'41.604		17.383	32.230	20.916	31.075	333.3
8th	36	Joan MIR		SUZUKI		SPA		16	1'39.844		16.974	31.465	20.560	30.845	<u>343.9</u>
		Team SUZUKI ECSTAR						17	1'52.923	P	17.034	32.775	21.449	41.665	341.7
		Runs=4	Total laps=19	Full laps=11				Run # 4	Front Tyre Slick-Soft		Rear Tyre Slick-Soft				
Run # 1	Front Tyre Slick-Soft		Rear Tyre Slick-Soft					New Tyre		New Tyre					
	4 Laps at start		4 Laps at start					18	3'31.386		18.154	32.545	20.820	31.511	228.8
1	1'59.943		19.876	33.229	21.259	31.667	198.1	19	1'54.016	*	17.001	38.788*	25.668	32.559	343.9
2	1'41.201		17.306	31.955	20.786	31.154	341.7	20	1'39.736		17.091	31.454	<u>20.355</u>	<u>30.836</u>	339.6
3	1'40.773		17.091	31.785	20.656	31.241	<u>343.9</u>	21	<u>1'39.426</u>		<u>16.890</u>	<u>31.289</u>	20.385	30.862	343.9
4	1'40.736		17.097	31.803	20.713	31.123	340.6	10th	43	Jack MILLER		DUCATI		AUS	
5	1'58.022	P	17.504	34.759	22.624	43.135	339.6			Ducati Lenovo Team					
Run # 2	Front Tyre Slick-Medium		Rear Tyre Slick-Medium						Runs=3	Total laps=18	Full laps=10				
	New Tyre		New Tyre					Run # 1	Front Tyre Slick-Soft		Rear Tyre Slick-Soft				
6	7'55.507		19.140	32.585	21.417	31.265	219.9		3 Laps at start		3 Laps at start				
7	1'40.187		17.080	31.563	20.648	30.896	341.7	1	2'23.868		19.574	34.031	21.481	32.067	206.8
8	1'39.705		17.091	31.423	20.474	30.717	340.6	2	1'41.768		17.273	31.996	21.041	31.458	347.2
9	1'40.090		16.932	31.388	20.742	31.028	343.9	3	1'41.147		17.153	31.870	20.878	31.246	347.2
10	1'39.726		16.947	31.478	20.497	30.804	341.7	4	1'40.853	*	17.020	31.830*	20.776	31.227	348.3
11	1'54.379	P	17.151	32.014	21.161	44.053	341.7	5	1'40.764		16.931	31.782	20.791	31.260	348.3
Run # 3	Front Tyre Slick-Medium		Rear Tyre Slick-Soft					6	1'46.117		17.262	36.313	21.229	31.313	349.5
	6 Laps at start		New Tyre					7	1'40.571		16.968	31.725	20.832	31.046	349.5
12	4'49.643		19.423	33.315	20.911	31.026	181.2	8	1'40.901		17.105	31.789	20.802	31.205	<u>351.7</u>
13	1'39.777		16.951	31.536	20.469	30.821	342.8	9	1'51.903	P	16.949	31.766	21.079	42.109	348.3
14	1'39.713		17.004	31.423	<u>20.392</u>	30.894	341.7	Run # 2	Front Tyre Slick-Soft		Rear Tyre Slick-Soft				
15	1'53.170	P	17.746	32.327	21.308	41.789	339.6		12 Laps at start		12 Laps at start				
Run # 4	Front Tyre Slick-Medium		Rear Tyre Slick-Soft					10	10'17.470		19.356	32.930	21.481	31.553	192.8
	16 Laps at start		New Tyre					11	1'41.624		17.170	31.970	20.872	31.612	347.2
16	4'29.190		18.540	32.415	20.911	30.960	216.0	12	1'41.231		17.084	32.009	20.834	31.304	347.2
17	<u>1'39.324</u>		<u>16.861</u>	<u>31.339</u>	20.426	<u>30.698</u>	342.8	13	1'51.361	P	17.056	32.013	20.857	41.435	346.1
18	1'42.187	*	16.925	33.176*	21.067	31.019	341.7	Run # 3	Front Tyre Slick-Soft		Rear Tyre Slick-Soft				
19	1'46.021		16.861	31.396	20.414	37.350	341.7		New Tyre		New Tyre				
9th	46	Valentino ROSSI		YAMAHA		ITA		14	6'46.632		19.110	33.272	21.121	31.788	208.0
		Petronas Yamaha SRT						15	1'44.038		16.888	31.462	23.617	32.071	346.1
		Runs=4	Total laps=21	Full laps=13				16	1'47.480	*	19.132*	36.051	21.255	31.042	347.2
Run # 1	Front Tyre Slick-Medium		Rear Tyre Slick-Medium					17	1'43.204	*	16.849	32.175*	22.990	31.190	347.2
	4 Laps at start		New Tyre					18	<u>1'39.495</u>		<u>16.756</u>	<u>31.372</u>	<u>20.467</u>	<u>30.900</u>	347.2
1	2'12.093		19.235	33.738	21.948	31.819	219.0	11th	30	Takaaki NAKAGAMI		HONDA		JPN	
2	1'41.244		17.508	31.878	20.821	31.037	327.2			LCR Honda IDEMITSU					
3	1'40.327		17.090	31.562	20.557	31.118	341.7		Runs=3	Total laps=18	Full laps=8				
4	1'41.793		17.139	31.510	20.624	32.520	340.6	Run # 1	Front Tyre Slick-Medium		Rear Tyre Slick-Soft				
5	1'44.135		18.324	32.916	21.142	31.753	321.4		4 Laps at start		4 Laps at start				
6	1'40.795		17.205	31.802	20.603	31.185	340.6	1	2'19.373		22.130	35.138	22.682	33.212	161.1
7	1'40.462		17.186	31.600	20.617	31.059	338.5	2	1'41.796		17.668	32.017	21.058	31.053	310.3
8	1'55.805	P	17.896	34.999	21.306	41.604	337.5	3	1'41.072	*	17.267	31.918	20.793	31.094*	310.3
Run # 2	Front Tyre Slick-Medium		Rear Tyre Slick-Medium					4	1'42.258	*	17.529*	32.751	20.988	30.990	<u>346.1</u>
	12 Laps at start		8 Laps at start					5	1'44.324		17.082	31.543	20.484	35.215	342.8
9	6'12.372		19.306	33.287	21.089	32.000	205.7	6	1'44.101	*	17.217*	33.520	20.979	32.385	343.9
10	1'41.003		17.388	31.865	20.603	31.147	339.6	7	1'40.631		17.159	31.694	20.680	31.098	342.8
11	1'40.808		17.127	31.837	20.636	31.208	340.6	8	1'52.938	P	17.184	31.681	20.752	43.321	325.3
12	1'40.692		17.082	31.856	20.606	31.148	340.6								

Fastest Lap: Franco MORBIDELLI Petronas Yamaha SR ITA **1'38.929** 16.831 31.150 20.310 30.638

These data/results cannot be reproduced, stored and/or transmitted in whole or in part by any manner of electronic, mechanical, photocopying, recording, broadcasting or otherwise now known or herein after developed without the previous express consent by the copyright owner, except for reproduction in daily press and regular printed publications on sale to the public within 60 days of the event related to those data/results and always provided that copyright symbol appears together as follows below.
© DORNA, 2021



Free Practice Nr. 3

MotoGP

Lap	Lap Time	T1	T2	T3	T4	Speed	Lap	Lap Time	T1	T2	T3	T4	Speed	
Run # 2	Front Tyre	Slick-Medium	Rear Tyre	Slick-Soft										
		New Tyre		New Tyre										
9	7'55.090	22.282	34.409	21.758	31.544	179.7	6	2'02.543	P	17.181	39.458	22.374	43.530	338.5
10	1'43.033	17.299	33.099	21.062	31.573	343.9	Run # 2	Front Tyre	Slick-Medium	Rear Tyre	Slick-Medium			
11	1'39.793 *	17.027	31.472	20.464*	30.830	342.8			10 Laps at start		6 Laps at start			
12	1'39.498	16.992	31.339	20.420	30.747	341.7	7	6'24.532	19.685	32.684	21.537	37.665	199.6	
13	1'57.077 P	18.055*	34.901	21.240	42.881	343.9	8	1'40.945	17.316	31.821	20.779	31.029	338.5	
Run # 3	Front Tyre	Slick-Medium	Rear Tyre	Slick-Soft										
		5 Laps at start		New Tyre										
14	9'10.785	20.923	34.799	21.753	32.187	186.2	9	1'40.585	17.104	31.637	20.705	31.139	339.6	
15	1'43.542	17.605	33.182	21.275	31.480	336.4	10	1'40.925	17.113	31.851	20.760	31.201	339.6	
16	1'45.185	17.000	31.345	20.491	36.349	342.8	11	1'50.021	17.191	32.110	20.763	39.957	337.5	
17	1'43.467 *	16.893	32.895*	22.454	31.225	346.1	12	1'52.020 P	17.131	31.856	20.721*	42.312	339.6	
18	1'39.672	16.842	31.366	20.497	30.967	346.1	Run # 3	Front Tyre	Slick-Medium	Rear Tyre	Slick-Soft			
		New Tyre		New Tyre										
13	7'52.440	23.424	33.576	22.429	31.872	190.4			New Tyre		New Tyre			
14	1'40.020 *	17.080	31.492	20.602*	30.846	339.6	13	7'52.440	23.424	33.576	22.429	31.872	190.4	
15	1'41.372	17.196	32.605	20.579	30.992	336.4	14	1'40.020 *	17.080	31.492	20.602*	30.846	339.6	
16	1'53.021 P	17.278	32.857	21.760	41.126	340.6	15	1'41.372	17.196	32.605	20.579	30.992	336.4	
Run # 4	Front Tyre	Slick-Medium	Rear Tyre	Slick-Soft										
		4 Laps at start		New Tyre										
17	2'54.126	18.707	32.029	21.745	31.622	213.0	16	1'53.021 P	17.278	32.857	21.760	41.126	340.6	
18	1'42.935 *	16.928	32.007*	22.863	31.137	342.8	Run # 4	Front Tyre	Slick-Medium	Rear Tyre	Slick-Soft			
19	1'39.689	16.899	31.414	20.627	30.749	342.8			4 Laps at start		New Tyre			

12th 44 **Po ESPARGARO** HONDA SPA
Repsol Honda Team

Runs=4 Total laps=19 Full laps=11

Run #	Front Tyre	Slick-Medium	Rear Tyre	Slick-Soft		
		5 Laps at start		5 Laps at start		
1	2'01.789	19.448	33.848	21.532	31.675	220.8
2	1'41.458	17.413	32.021	20.838	31.186	336.4
3	1'42.243	17.114	32.904	20.885	31.340	342.8
4	1'40.891	17.259	31.860	20.739	31.033	339.6
5	1'41.622	17.147	31.926	21.154	31.395	337.5
6	1'56.406 P	17.193	33.272	22.580	43.361	343.9
Run # 2	Front Tyre	Slick-Medium	Rear Tyre	Slick-Soft		
		13 Laps at start		11 Laps at start		
7	5'14.071	19.113	33.282	22.925	33.869	216.0
8	1'42.344	17.484	32.191	21.111	31.558	335.4
9	1'42.937	17.156	32.977	21.140	31.664	341.7
10	1'41.384	17.178	31.934	20.776	31.496	340.6
11	1'58.215 P	18.876*	35.600	21.948	41.791	300.0
Run # 3	Front Tyre	Slick-Medium	Rear Tyre	Slick-Soft		
		New Tyre		New Tyre		
12	7'07.886	19.873	38.281	21.960	34.739	223.1
13	1'49.055	17.198	31.763	20.550	39.544	341.7
14	1'50.692 P	17.041	31.672	20.599	41.380	339.6
Run # 4	Front Tyre	Slick-Medium	Rear Tyre	Slick-Soft		
		3 Laps at start		New Tyre		
15	5'37.028	18.998	33.363	21.206	32.463	224.5
16	1'40.158	17.012	31.646	20.546	30.954	343.9
17	1'40.093 *	16.938	31.534*	20.582	31.039	346.1
18	1'39.871	16.982	31.592	20.467	30.830	342.8
19	1'39.519	16.835	31.482	20.400	30.802	346.1

13th 9 **Danilo PETRUCCI** KTM ITA
Tech 3 KTM Factory Racing

Runs=4 Total laps=19 Full laps=10

Run #	Front Tyre	Slick-Medium	Rear Tyre	Slick-Medium		
		4 Laps at start		New Tyre		
1	2'02.292	20.401	33.539	21.371	31.581	210.1
2	1'41.421	17.368	31.904	20.904	31.245	335.4
3	1'40.725	17.191	31.651	20.699	31.184	340.6
4	1'40.737	17.200	31.747	20.714	31.076	337.5
5	1'40.930	17.224	31.758	20.763	31.185	338.5

14th 93 **Marc MARQUEZ** HONDA SPA
Repsol Honda Team

Runs=4 Total laps=20 Full laps=10

Run #	Front Tyre	Slick-Medium	Rear Tyre	Slick-Medium		
		5 Laps at start		5 Laps at start		
1	1'56.899	20.225	34.701	22.050	32.786	210.1
2	1'43.447 *	17.729	32.733	21.177*	31.808	339.6
3	1'41.796	17.331	32.096	20.734	31.635	343.9
4	1'40.615	17.284	31.807	20.497	31.027	334.3
5	1'42.343	17.552	32.172	20.803	31.816	328.2
6	1'56.947 P	17.787	35.589	21.636	41.935	345.0
Run # 2	Front Tyre	Slick-Medium	Rear Tyre	Slick-Medium		
		11 Laps at start		11 Laps at start		
7	6'14.386	21.750	33.839	21.530	31.608	184.9
8	1'43.970 *	17.392*	33.887	21.146	31.545	338.5
9	1'41.727	17.320	32.219	20.808	31.380	341.7
10	1'41.209	17.156	32.042	20.654	31.357	342.8
11	1'42.200	17.107	32.032	20.637	32.424	343.9
12	1'41.167	17.086	32.108	20.655	31.318	345.0
13	1'54.138 P	17.556	33.357	21.428	41.797	339.6
Run # 3	Front Tyre	Slick-Medium	Rear Tyre	Slick-Soft		
		New Tyre		New Tyre		
14	6'23.421	19.382	33.678	22.334	35.594	210.5
15	1'46.586	17.184	32.533	23.082	33.787	342.8
16	1'39.918	17.046	31.676	20.338	30.858	342.8
17	1'52.506 P	17.386	32.828	21.293	40.999	341.7
Run # 4	Front Tyre	Slick-Medium	Rear Tyre	Slick-Soft		
		4 Laps at start		New Tyre		
18	2'54.833	19.009	33.481	23.822	32.569	215.5
19	1'43.147 *	16.898	32.069*	22.967	31.213	348.3
20	1'39.701	16.831	31.420	20.669	30.781	346.1

Fastest Lap: Franco MORBIDELLI Petronas Yamaha SR ITA **1'38.929** 16.831 31.150 20.310 30.638

These data/results cannot be reproduced, stored and/or transmitted in whole or in part by any manner of electronic, mechanical, photocopying, recording, broadcasting or otherwise now known or herein after developed without the previous express consent by the copyright owner, except for reproduction in daily press and regular printed publications on sale to the public within 60 days of the event related to those data/results and always provided that copyright symbol appears together as follows below.
© DORNA, 2021



Free Practice Nr. 3

MotoGP

Lap	Lap Time	T1	T2	T3	T4	Speed	Lap	Lap Time	T1	T2	T3	T4	Speed
15th	5	Johann ZARCO				DUCATI	FRA						
		Pramac Racing											
		Runs=3	Total laps=20	Full laps=12									
Run #	1	Front Tyre	Slick-Medium	Rear Tyre	Slick-Medium								
		4 Laps at start				New Tyre							
1	2'37.568	20.796	35.121	22.009	32.323	193.2							
2	1'42.441	17.358	32.445	21.093	31.545	345.0							
3	1'40.986	17.140	31.997	20.783	31.066	347.2							
4	1'41.132 *	17.055	32.101*	20.941	31.035	345.0							
5	1'40.371	16.876	31.763	20.758	30.974	349.5							
6	1'40.280	16.841	31.842	20.663	30.934	349.5							
7	1'40.164	16.858	31.750	20.621	30.935	348.3							
8	1'40.237	16.855	31.763	20.653	30.966	348.3							
9	1'52.539 P	17.208	32.247	20.834	42.250	341.7							
Run #	2	Front Tyre	Slick-Medium	Rear Tyre	Slick-Hard								
		13 Laps at start				New Tyre							
10	7'23.069	20.197	35.409	22.506	32.411	190.4							
11	1'41.784	17.245	32.205	20.783	31.551	339.6							
12	1'40.332 *	16.894	31.805	20.611*	31.022	348.3							
13	1'40.193	16.855	31.762	20.678	30.898	349.5							
14	1'40.594	16.953	31.638	20.859	31.144	345.0							
15	1'40.132	16.853	31.644	20.630	31.005	345.0							
16	1'51.921 P	16.847	31.730	20.780	42.564	334.3							
Run #	3	Front Tyre	Slick-Medium	Rear Tyre	Slick-Soft								
		New Tyre				New Tyre							
17	6'55.922	18.999	33.839	23.380	31.817	219.9							
18	1'42.415	17.138	32.938	20.975	31.364	352.9							
19	1'43.359 *	16.872	32.963*	21.569	31.955	349.5							
20	1'39.760	16.831	31.579	20.481	30.869	351.7							
16th	89	Jorge MARTIN				DUCATI	SPA						
		Pramac Racing											
		Runs=3	Total laps=15	Full laps=8									
Run #	1	Front Tyre	Slick-Medium	Rear Tyre	Slick-Medium								
		7 Laps at start				New Tyre							
1	2'48.815	21.189	34.992	21.716	32.358	221.3							
2	1'43.140	17.444	32.402	21.656	31.638	331.2							
3	1'41.118	17.194	31.945	20.711	31.268	336.4							
4	1'40.913 *	16.948	32.049*	20.593	31.323	347.2							
5	2'00.466 P	18.123*	34.604	23.794	43.945	352.9							
Run #	2	Front Tyre	Slick-Medium	Rear Tyre	Slick-Medium								
		12 Laps at start				5 Laps at start							
6	6'22.216 *	21.565	33.964	21.595*	32.053	210.1							
7	1'41.868	17.258	32.139	21.005	31.466	343.9							
8	1'41.410	17.166	32.025	20.803	31.416	343.9							
9	1'41.044	17.087	31.965	20.737	31.255	345.0							
10	1'40.662	16.887	31.877	20.684	31.214	349.5							
11	2'00.781 P	18.036*	35.725	22.047	44.973	320.4							
Run #	3	Front Tyre	Slick-Medium	Rear Tyre	Slick-Soft								
		New Tyre				New Tyre							
12	15'50.253	18.316	34.034	21.085	32.279	214.2							
13	1'41.643	17.032	32.059	20.735	31.817	343.9							
14	1'42.406 *	16.831	32.666*	20.879	32.030	335.4							
15	1'39.816	16.730	31.507	20.571	31.008	341.7							
17th	27	Iker LECUONA				KTM	SPA						
		Tech 3 KTM Factory Racing											
		Runs=3	Total laps=21	Full laps=15									
Run #	1	Front Tyre	Slick-Medium	Rear Tyre	Slick-Medium								
		4 Laps at start				New Tyre							
1	2'05.733	20.143	34.056	21.577	31.998	204.1							
2	1'41.082	17.311	31.913	20.844	31.014	328.2							
3	1'40.362	17.140	31.700	20.624	30.898	333.3							
4	1'40.319	17.086	31.562	20.793	30.878	342.8							
5	1'40.569	17.186	31.597	20.659	31.127	342.8							
6	1'40.984	17.243	32.013	20.728	31.000	339.6							
7	1'40.752	17.105	31.806	20.701	31.140	341.7							
8	1'40.766	17.090	31.811	20.808	31.057	341.7							
9	1'40.758	17.119	31.820	20.676	31.143	340.6							
10	1'40.866	17.134	31.889	20.712	31.131	340.6							
11	1'41.268 *	17.230	31.895	20.811*	31.332	341.7							
12	1'40.921	17.032	31.806	20.788	31.295	340.6							
13	1'57.524 P	18.447*	35.082	21.084	42.911	342.8							
Run #	2	Front Tyre	Slick-Medium	Rear Tyre	Slick-Soft								
		New Tyre				New Tyre							
14	7'55.023	19.434	32.886	22.444	32.427	209.7							
15	1'40.769	17.103	31.693	20.513	31.460	342.8							
16	1'40.456	17.033	31.624	20.648	31.151	342.8							
17	1'55.233 P	17.567*	33.605	21.750*	42.311	341.7							
Run #	3	Front Tyre	Slick-Medium	Rear Tyre	Slick-Soft								
		4 Laps at start				New Tyre							
18	5'18.534	19.119	32.263	20.831	31.002	220.8							
19	1'39.918	16.953	31.538	20.528	30.899	347.2							
20	1'40.028	16.880	31.624	20.528	30.996	342.8							
21	1'40.325	16.954	31.534	20.620	31.217	342.8							
18th	73	Alex MARQUEZ				HONDA	SPA						
		LCR Honda CASTROL											
		Runs=4	Total laps=21	Full laps=13									
Run #	1	Front Tyre	Slick-Medium	Rear Tyre	Slick-Hard								
		5 Laps at start				New Tyre							
1	2'06.842	20.113	34.282	21.766	32.017	215.1							
2	1'42.013	17.413	32.340	20.855	31.405	336.4							
3	1'41.361	17.241	32.024	20.692	31.404	340.6							
4	1'41.438	17.112	31.972	20.583	31.771	343.9							
5	1'41.103	17.263	31.981	20.695	31.164	343.9							
6	1'50.721 P	17.150	31.813	20.812	40.946	341.7							
Run #	2	Front Tyre	Slick-Medium	Rear Tyre	Slick-Soft								
		11 Laps at start				5 Laps at start							
7	4'23.898	20.203	34.583	22.334	33.019	189.1							
8	1'41.276	17.260	32.063	20.776	31.177	335.4							
9	1'41.743	17.122	31.838	20.623	32.160	342.8							
10	1'41.415	17.225	32.016	20.796	31.378	343.9							
11	1'41.138	17.189	31.906	20.759	31.284	341.7							
12	1'41.257	17.110	31.973	20.819	31.355	343.9							
13	1'57.432 P	17.722*	35.033	23.168	41.509	345.0							
Run #	3	Front Tyre	Slick-Medium	Rear Tyre	Slick-Soft								
		New Tyre				New Tyre							
14	5'58.507	19.704	33.557	21.684	33.406	209.7							
15	1'42.271	17.459	32.800	20.791	31.221	341.7							

Fastest Lap: Franco MORBIDELLI Petronas Yamaha SR ITA **1'38.929** 16.831 31.150 20.310 30.638

These data/results cannot be reproduced, stored and/or transmitted in whole or in part by any manner of electronic, mechanical, photocopying, recording, broadcasting or otherwise now known or herein after developed without the previous express consent by the copyright owner, except for reproduction in daily press and regular printed publications on sale to the public within 60 days of the event related to those data/results and always provided that copyright symbol appears together as follows below.
© DORNA, 2021

Official MotoGP Timing by TISSOT
www.motogp.com

Barcelona, Saturday, June 05, 2021

Page 5 of 6



Free Practice Nr. 3

MotoGP

Lap	Lap Time	T1	T2	T3	T4	Speed	Lap	Lap Time	T1	T2	T3	T4	Speed	
16	1'40.439	17.050	31.694	20.650	31.045	341.7	Run # 3	Front Tyre Slick-Medium	Rear Tyre Slick-Soft					
17	1'53.265	P	17.016	32.743	22.078	341.7	5 Laps at start						New Tyre	
Run # 4							Front Tyre Slick-Medium		Rear Tyre Slick-Soft					
4 Laps at start							New Tyre							
18	4'00.782	19.486	33.558	21.594	32.388	222.2	9	2'59.884	19.194	34.089	21.483	38.666	219.9	
19	1'40.302	17.184	31.647	20.578	30.893	345.0	10	1'48.291	17.110	31.883	20.636	38.662	341.7	
20	1'42.948	*	16.968	32.836*	21.567	341.7	11	1'40.394	*	16.999	31.631	20.571	31.193*	346.1
21	1'39.928	17.004	31.539	20.492	30.893	342.8	12	1'53.600	P	17.533	32.928	21.357	41.782	332.3

19th 10 Luca MARINI DUCATI ITA
SKY VR46 Avintia

Runs=3 Total laps=20 Full laps=13

Run #	Front Tyre	Slick-Medium	Rear Tyre	Slick-Medium	Slick-Soft		
4 Laps at start							
1	2'16.516	23.480	35.422	22.399	39.095	173.6	
2	1'42.854	17.647	32.385	21.319	31.503	334.3	
3	1'41.661	17.259	32.121	20.817	31.464	342.8	
4	1'41.735	17.293	32.056	20.841	31.545	343.9	
5	1'40.798	17.133	31.793	20.749	31.123	341.7	
6	1'40.814	17.077	31.832	20.726	31.179	345.0	
7	1'44.620	*	17.980*	33.927	21.145	31.568	345.0
8	1'41.023	17.127	31.929	20.765	31.202	342.8	
9	1'40.959	17.051	31.834	20.782	31.292	341.7	
10	1'41.281	17.238	31.919	20.910	31.214	340.6	
11	1'41.562	17.033	32.084	20.944	31.501	340.6	
12	2'05.821	P	18.775*	37.640	24.721	44.685	326.2
Run # 2							
Front Tyre		Slick-Medium		Rear Tyre Slick-Soft			
New Tyre							
13	9'03.189	19.013	33.713	21.922	31.717	188.1	
14	1'40.525	17.063	31.766	20.734	30.962	342.8	
15	1'40.075	16.882	31.617	20.562	31.014	345.0	
16	1'55.379	P	16.900	33.499	22.837	42.143	342.8
Run # 3							
Front Tyre		Slick-Medium		Rear Tyre Slick-Soft			
4 Laps at start							
New Tyre							
17	5'08.628	18.773	33.590	21.627	32.772	218.1	
18	1'40.257	17.027	31.645	20.629	30.956	342.8	
19	1'41.948	*	16.988	32.189*	21.463	31.308	340.6
20	1'40.226	17.063	31.650	20.525	30.988	336.4	

20th 23 Enea BASTIANINI DUCATI ITA
Avintia Esponsorama

Runs=4 Total laps=17 Full laps=7

Run #	Front Tyre	Slick-Soft	Rear Tyre	Slick-Medium	Slick-Soft		
New Tyre							
1	2'15.335	20.183	34.159	21.864	32.293	200.0	
2	1'41.445	17.294	31.998	20.909	31.244	341.7	
3	1'40.743	17.271	31.666	20.619	31.187	331.2	
unfinished							
16.914							
347.2							
Run # 2							
Front Tyre		Slick-Medium		Rear Tyre Slick-Soft			
New Tyre							
4 Laps at start							
4	1'47.961	*	19.757	34.436	21.243	32.525*	207.2
5	1'42.201	*	17.231	32.307	20.877	31.786*	342.8
6	1'41.431	17.172	32.027	20.831	31.401	328.2	
7	1'43.164	*	17.274*	33.165	20.824	31.901	346.1
8	1'51.291	P	17.132	31.797	20.675	41.687	337.5

21st 32 Lorenzo SAVADORI APRILIA ITA
Aprilia Racing Team Gresini

Runs=4 Total laps=14 Full laps=5

Run #	Front Tyre	Slick-Medium	Rear Tyre	Slick-Hard	Slick-Soft		
4 Laps at start							
New Tyre							
1	2'00.131	20.035	33.302	21.235	31.482	193.2	
2	1'41.180	17.325	31.987	20.833	31.035	330.2	
3	1'58.602	P	17.483	34.909	21.081	45.129	321.4
Run # 2							
Front Tyre		Slick-Medium		Rear Tyre Slick-Soft			
7 Laps at start							
4 Laps at start							
4	4'55.143	24.353	38.297	25.418	38.621	188.4	
5	1'48.148	17.940	34.623	22.732	32.853	338.5	
6	1'42.385	17.439	32.115	20.957	31.874	333.3	
7	1'57.086	P	17.861	33.801	22.745	42.679	338.5
Run # 3							
Front Tyre		Slick-Medium		Rear Tyre Slick-Soft			
11 Laps at start							
8 Laps at start							
8	5'12.589	26.116	42.696	21.686	31.649	176.1	
9	1'41.474	17.250	31.991	20.855	31.378	341.7	
10	1'41.385	*	17.159	32.051	20.883*	31.292	339.6
11	1'41.344	17.153	31.956	20.882	31.353	339.6	
12	2'03.499	P	19.408*	37.648	21.821	44.622	338.5
Run # 4							
Front Tyre		Slick-Medium		Rear Tyre Slick-Soft			
New Tyre							
New Tyre							
13	12'36.499	32.222	33.231	20.918	31.152	54.2	
unfinished							
16.992							
342.8							

Fastest Lap: Franco MORBIDELLI Petronas Yamaha SR ITA 1'38.929 16.831 31.150 20.310 30.638

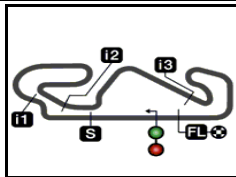
These data/results cannot be reproduced, stored and/or transmitted in whole or in part by any manner of electronic, mechanical, photocopying, recording, broadcasting or otherwise now known or herein after developed without the previous express consent by the copyright owner, except for reproduction in daily press and regular printed publications on sale to the public within 60 days of the event related to those data/results and always provided that copyright symbol appears together as follows below.
© DORNA, 2021

Official MotoGP Timing by TISSOT
www.motogp.com

Barcelona, Saturday, June 05, 2021

Page 6 of 6





4657 m.

GRAN PREMI MONSTER ENERGY DE CATALUNYA

Free Practice Nr. 3

Best Partial Times

MotoGP™

IT Ideal Lap Time, sum of the best partial times*BT* Best Lap Time

T1		T2		T3		T4				IT		BT	
Pos	Rider	Time	Rider	Time	Rider	Time	Rider	Time	Pos	Rider	IT	BT	
1	J.MARTIN	16.730	F.MORBIDELLI	31.150	F.MORBIDELLI	20.310	M.OLIVEIRA	30.546	1	F.MORBIDELLI	1'38.893	1'38.929	(1)
2	F.BAGNAIA	16.734	F.BAGNAIA	31.209	M.VIÑALES	20.328	F.QUARTARARO	30.566	2	F.QUARTARAR	1'38.905	1'38.975	(2)
3	M.VIÑALES	16.741	F.QUARTARARO	31.222	M.MARQUEZ	20.338	F.MORBIDELLI	30.630	3	M.OLIVEIRA	1'38.957	1'39.051	(3)
4	M.OLIVEIRA	16.742	A.ESPARGARO	31.254	A.ESPARGARO	20.341	A.ESPARGARO	30.673	4	F.BAGNAIA	1'39.073	1'39.073	(4)
5	J.MILLER	16.756	M.OLIVEIRA	31.269	F.QUARTARARO	20.350	F.BAGNAIA	30.685	5	A.ESPARGAR	1'39.079	1'39.079	(5)
6	B.BINDER	16.760	B.BINDER	31.283	V.ROSSI	20.355	J.MIR	30.698	6	B.BINDER	1'39.122	1'39.166	(6)
7	F.QUARTARARO	16.767	V.ROSSI	31.289	B.BINDER	20.364	M.VIÑALES	30.714	7	M.VIÑALES	1'39.141	1'39.282	(7)
8	F.MORBIDELLI	16.803	T.NAKAGAMI	31.339	J.MIR	20.392	B.BINDER	30.715	8	J.MIR	1'39.290	1'39.324	(8)
9	A.ESPARGARO	16.811	J.MIR	31.339	P.ESPARGARO	20.400	T.NAKAGAMI	30.747	9	T.NAKAGAMI	1'39.348	1'39.498	(11)
10	J.ZARCO	16.831	M.VIÑALES	31.358	M.OLIVEIRA	20.400	D.PETRUCCI	30.749	10	V.ROSSI	1'39.370	1'39.426	(9)
11	M.MARQUEZ	16.831	J.MILLER	31.372	T.NAKAGAMI	20.420	M.MARQUEZ	30.781	10	M.MARQUEZ	1'39.370	1'39.701	(14)
12	P.ESPARGARO	16.835	D.PETRUCCI	31.414	F.BAGNAIA	20.445	P.ESPARGARO	30.802	12	J.MILLER	1'39.495	1'39.495	(10)
13	T.NAKAGAMI	16.842	M.MARQUEZ	31.420	J.MILLER	20.467	V.ROSSI	30.836	13	P.ESPARGAR	1'39.519	1'39.519	(12)
14	J.MIR	16.861	P.ESPARGARO	31.482	J.ZARCO	20.481	J.ZARCO	30.869	14	D.PETRUCCI	1'39.641	1'39.689	(13)
15	E.BASTIANINI	16.870	J.MARTIN	31.507	A.MARQUEZ	20.492	I.LECUONA	30.878	15	J.ZARCO	1'39.760	1'39.760	(15)
16	I.LECUONA	16.880	I.LECUONA	31.534	I.LECUONA	20.513	A.MARQUEZ	30.893	16	I.LECUONA	1'39.805	1'39.918	(17)
17	L.MARINI	16.882	A.MARQUEZ	31.539	L.MARINI	20.525	J.MILLER	30.900	17	J.MARTIN	1'39.816	1'39.816	(16)
18	V.ROSSI	16.890	J.ZARCO	31.579	E.BASTIANINI	20.571	L.MARINI	30.956	18	A.MARQUEZ	1'39.892	1'39.928	(18)
19	D.PETRUCCI	16.899	E.BASTIANINI	31.616	J.MARTIN	20.571	J.MARTIN	31.008	19	L.MARINI	1'39.980	1'40.075	(19)
20	A.MARQUEZ	16.968	L.MARINI	31.617	D.PETRUCCI	20.579	L.SAVADORI	31.035	20	E.BASTIANINI	1'40.244	1'40.743	(20)
21	L.SAVADORI	16.992	L.SAVADORI	31.956	L.SAVADORI	20.833	E.BASTIANINI	31.187	21	L.SAVADORI	1'40.816	1'41.180	(21)

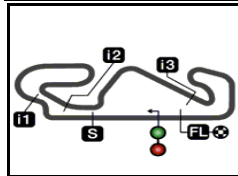
These data/results cannot be reproduced, stored and/or transmitted in whole or in part by any manner of electronic, mechanical, photocopying, recording, broadcasting or otherwise now known or herein after developed without the previous express consent by the copyright owner, except for reproduction in daily press and regular printed publications on sale to the public within 60 days of the event related to those data/results and always provided that copyright symbol appears together as follows below.

© DORNA, 2021

Official MotoGP Timing by TISSOT


www.motogp.com





4657 m.

GRAN PREMI MONSTER ENERGY DE CATALUNYA**Free Practice Nr. 3****Fastest Laps Sequence**

<i>Practice Time</i>	 <i>Rider</i>	<i>Nation</i>	<i>Motorcycle</i>	<i>Time</i>	<i>Km/h</i>	<i>Rider's Lap</i>
3'41.144	36 Joan MIR	SPA	SUZUKI	1'41.201	165.6	2
3'41.311	32 Lorenzo SAVADORI	ITA	APRILIA	1'41.180	165.6	2
3'46.658	33 Brad BINDER	RSA	KTM	1'41.106	165.8	2
3'46.815	27 Iker LECUONA	SPA	KTM	1'41.082	165.8	2
5'21.917	36 Joan MIR	SPA	SUZUKI	1'40.773	166.3	3
5'24.438	9 Danilo PETRUCCI	ITA	KTM	1'40.725	166.4	3
5'27.177	27 Iker LECUONA	SPA	KTM	1'40.362	167.0	3
5'32.630	88 Miguel OLIVEIRA	POR	KTM	1'39.677	168.1	3
7'12.078	88 Miguel OLIVEIRA	POR	KTM	1'39.448	168.5	4
29'20.540	20 Fabio QUARTARARO	FRA	YAMAHA	1'39.168	169.0	12
30'59.515	20 Fabio QUARTARARO	FRA	YAMAHA	1'38.975	169.3	13
45'58.788	21 Franco MORBIDELLI	ITA	YAMAHA	1'38.929	169.4	17

These data/results cannot be reproduced, stored and/or transmitted in whole or in part by any manner of electronic, mechanical, photocopying, recording, broadcasting or otherwise now known or herein after developed without the previous express consent by the copyright owner, except for reproduction in daily press and regular printed publications on sale to the public within 60 days of the event related to those data/results and always provided that copyright symbol appears together as follows below.

© DORNA, 2021

Official MotoGP Timing by **TISSOT**
www.motogp.com

Barcelona, Saturday, June 05, 2021

